Monocrystalline Solar Cells

Super Solar's High-efficiency Mono Cells.Manufacturing modules with more than 275Wp(6×10) and **330Wp (6×12)** power output becomes easier than ever.

Appearance

Size	156*156 mm
Thickness	210μm±20μm
Front (-)	Silicon nitride anti-reflection film
	Width of busbar 1.05mm
Back (+)	Al-back surface field (Al-BSF)
	Width 2 mm

Temperature coefficients

Open-circuit voltage temperature coefficient	-0.36%/K
Short-circuit current temperature coefficient	0.07%/K
Max. power temperature coefficient	-0.38%/K

Electric performance parameters

EFF	RANGE	Pmpp(W)	Impp(A)	Umpp(V)	Isc(A)	Uoc(V)	FF(%)
19.80%	19.80%-19.90%	4.73	8.680	0.545	9.199	0.638	80.59
19.70%	19.70%-19.80%	4.71	8.651	0.544	9.173	0.638	80.48
19.60%	19.60%-19.70%	4.68	8.625	0.543	9.148	0.637	80.31
19.50%	19.50%-19.60%	4.66	8.601	0.542	9.126	0.637	80.16
19.40%	19.40%-19.50%	4.64	8.565	0.542	9.094	0.637	80.10
19.30%	19.30%-19.40%	4.61	8.527	0.541	9.055	0.636	80.05
19.20%	19.20%-19.30%	4.59	8.492	0.541	9.019	0.636	80.02
19.10%	19.10%-19.20%	4.56	8.450	0.540	8.978	0.635	79.99
19.00%	19.00%-19.10%	4.54	8.424	0.539	8.956	0.634	79.96
18.90%	18.90%-19.10%	4.52	8.391	0.539	8.920	0.634	79.93
18.70%	18.70%-18.90%	4.47	8.314	0.538	8.865	0.632	79.78
18.50%	18.50%-18.70%	4.42	8.236	0.537	8.825	0.631	79.37
18.30%	18.30%-18.50%	4.37	8.174	0.535	8.777	0.630	79.03

Specifications subjects to technical changes and tests. Super Solar reserves the right of final interpretation.

Monocrystalline Solar Cells

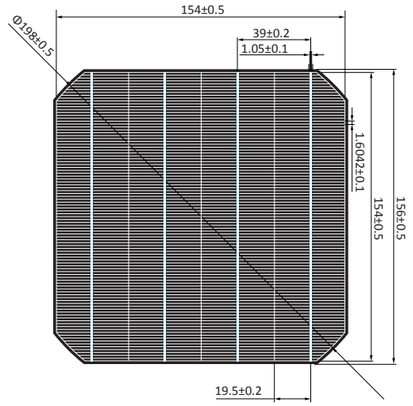

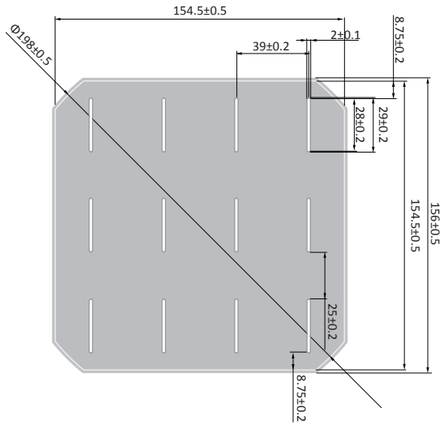

Spectral response

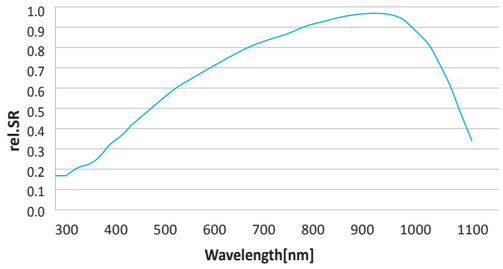

I-V curve

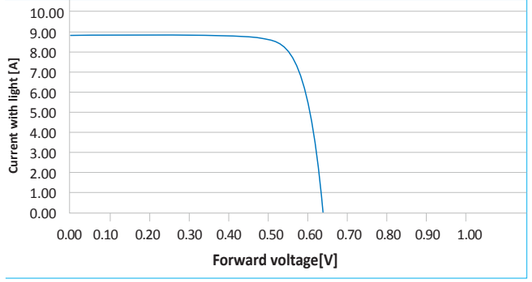

Low light performance

Illumination intensity [W/m^2]	Vpm	Ipm
1000	1.000	1.000
800	0.990	0.800
600	0.990	0.600
200	0.930	0.180
100	0.920	0.100
60	0.910	0.060
30	0.880	0.030
15	0.860	0.010